







MOTIVE BATTERY



Application

EV, Truck, Bus, Forklifter, Mining Machinery, Other special vehicle, etc.

Technical Characteristics

-  Ultra long range.
-  Ultra long design life.
-  Fast charging.
-  Great safety.
-  Full capacity range: 30Ah~200Ah.
-  Charging time from 20%-80% in 40 minutes.

General Specification

Module	Cell	Cell interconnection	Voltage (V)	Capacity (Ah)	Energy Density (Wh/kg)	Cycle life (0.5C/1C 80%DOD)	Maximum discharge current(A)	Energy (kWh)	Size(mm)			Weight (kg)	Temperature range(°C)	
									Width(W)	Depth(D)	Height(H)		Charge	Discharge
MFE200X6	FE100A	2P6S	19.2	200	145.0	≥3000 Cycles	300	3.84	478	135	212	26.5	0~45	-20~55
MFE300X4		3P4S	12.8	300			300							
MFE105X12	FE105A	1P12S	38.4	105	130.0	≥3000 Cycles	105	4.032	476	136	261	32.5	0~45	-20~55
MFE210X6		2P6S	19.2	210			210							
MFE315X4		3P4S	12.8	315			315							
MFE420X3		4P3S	9.6	420			350							